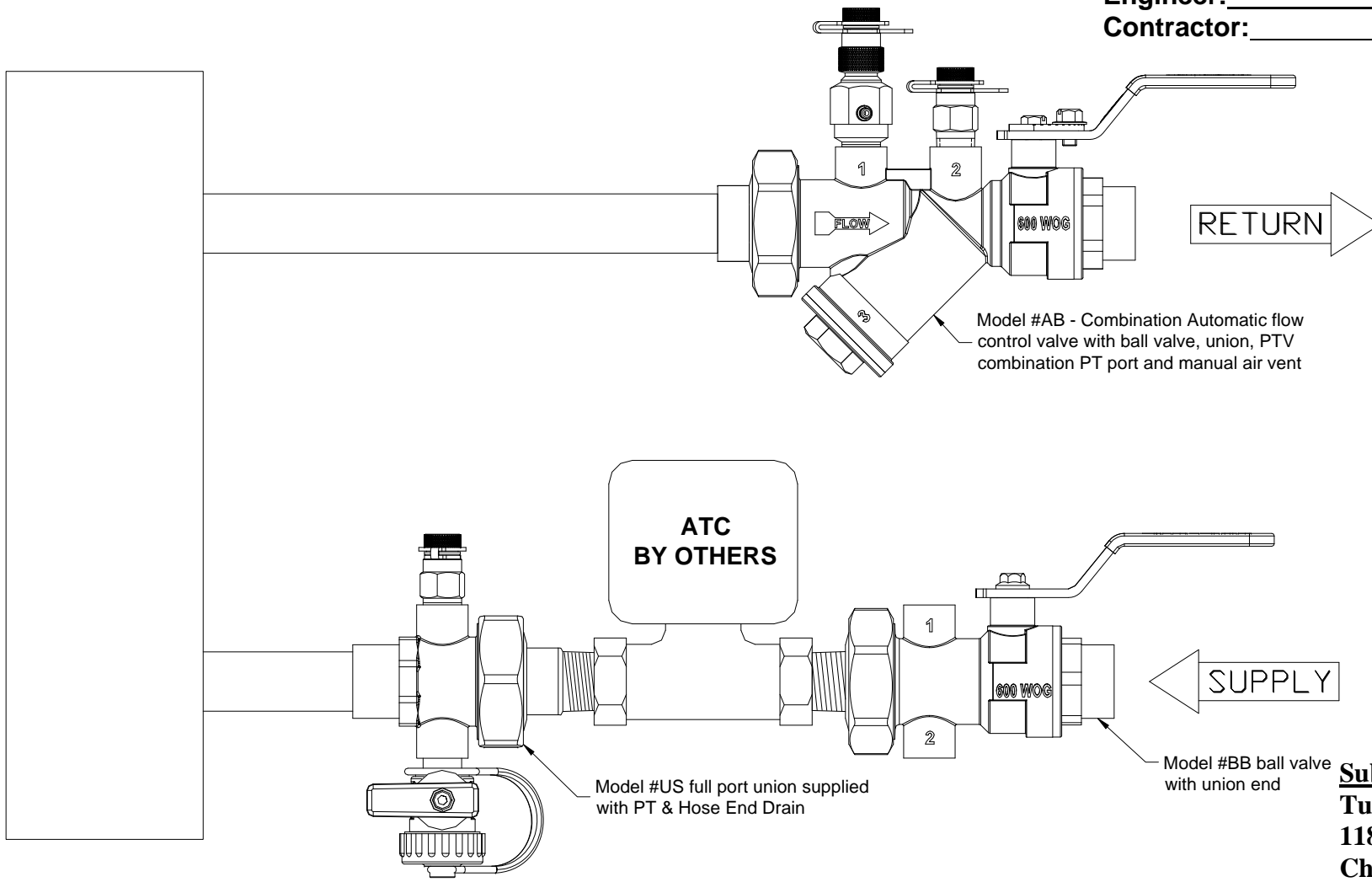


Valve Package (Model # 2SB-AB)

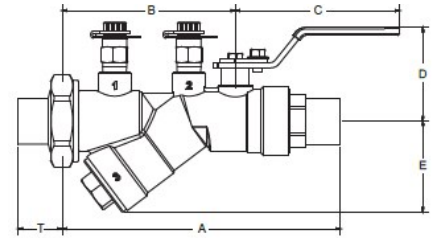
Typical For:

Job Name: _____
 Location: _____
 Engineer: _____
 Contractor: _____



Submitted By:
Tunstall Corporation
 118 Exchange Street
 Chicopee, MA 01013
 Phone: 413-594-8695
 Fax: 413-598-8109

Model AB Automatic Balancing Valve is a combination ball valve, automatic flow control device and union. The removable flow cartridge is factory set to automatically limit the GPM to within +5% of the specified flow. The ball valve has a chrome plated ball, Teflon seats and a blowout proof stem with double EPDM O-ring seals. The union has an EPDM O-ring seal and tailpiece available in MNPT, FNPT, and SWT end connections. Standard features include Memory Stop and Dual Pressure / Temperature Ports.



AUTOMATIC

| SPECIFICATIONS | |
|--------------------------------------|--|
| Pressure Ratings: | 600 PSI (4140 kPa) |
| Temperature Ratings: | 250°F (121°C) |
| Accuracy: | ± 5% of flow rate |
| Body Material: | Forged Brass |
| End Connections: | Brass - Fixed End: SWT, FNPT & Press-End Union End: SWT, FNPT, MNPT & Press-End |
| Flow Cartridge: 1/2" to 1-1/2" 2" | Ultrason® Composite Stainless Steel |
| Seals: | EPDM |
| Ball: | Chrome Plated Brass, full port, 100% positive shut off. <i>Optional 316 Stainless Steel.</i> |
| Stem: | Brass. <i>Optional 316 Stainless Steel.</i> |
| Handle: | Full size Zinc Plated lever w/Vinyl Grip |
| Available Options: | "PTV" combination PT & Air Vent, DV hose end Drain Valve & Extensions. |

NOMINAL DIMENSIONS & WEIGHTS

| MODEL | SIZE | | | A | | B | C | D | E | *T SWT | Flow Range | WEIGHT | |
|----------|-------|----|----|--------|--------|------|------|------|------|-----------|---------------------------|--------|-------|
| | in | mm | | FNPT | SWT | | | | | | | lbs | kg |
| AB1e-050 | 0.50" | 15 | in | 5.28 | 5.64 | 3.59 | 1.97 | 1.61 | 1.91 | 0.83 | 0.35 to 5.0 GPM | 1.78 | 0.81 |
| | | | mm | 134.10 | 143.30 | | | | | | | | |
| AB1e-075 | 0.75" | 20 | in | 5.41 | 5.92 | 3.59 | 1.97 | 1.61 | 1.91 | 0.98 | | 1.83 | 0.83 |
| | | | mm | 137.40 | 150.40 | | | | | | | | |
| AB1e-100 | 1.00" | 25 | in | 5.75 | 6.21 | 3.59 | 1.97 | 1.61 | 1.91 | 0.92 | | 1.97 | 0.89 |
| | | | mm | 146.10 | 157.70 | | | | | | | | |
| AB2e-050 | 0.50" | 15 | in | 5.71 | 5.95 | 3.86 | 3.66 | 2.08 | 2.02 | 0.83 | 0.35 to 10.0 GPM | 2.09 | 0.95 |
| | | | mm | 145.16 | 151.16 | | | | | | | | |
| AB2e-075 | 0.75" | 20 | in | 5.74 | 6.20 | 3.86 | 3.66 | 2.08 | 2.02 | 0.88 | | 2.09 | 0.95 |
| | | | mm | 146.02 | 157.48 | | | | | | | | |
| AB2e-100 | 1.00" | 25 | in | 5.96 | 6.36 | 3.86 | 3.66 | 2.08 | 2.02 | 0.92 | | 5.05 | 2.29 |
| | | | mm | 151.51 | 161.54 | | | | | | | | |
| AB2e-125 | 1.25" | 32 | in | 6.14 | 6.69 | 3.86 | 3.66 | 2.08 | 2.02 | 1.43 | 5.05 | 2.29 | |
| | | | mm | 155.96 | 169.93 | | | | | | | | 98.04 |
| AB3-100 | 1.00" | 25 | in | 6.98 | 7.18 | 5.38 | 5.03 | 2.44 | 3.61 | 1.41 | 5.0 to 21.0 GPM | 5.05 | 2.29 |
| | | | mm | 177.29 | 182.37 | | | | | | | | |
| AB3-125 | 1.25" | 32 | in | 7.06 | 7.24 | 5.38 | 5.03 | 2.44 | 3.61 | 1.43 | | 5.17 | 2.35 |
| | | | mm | 179.32 | 183.90 | | | | | | | | |
| AB3-150 | 1.50" | 40 | in | 7.06 | 7.37 | 5.38 | 5.03 | 2.44 | 3.61 | 1.17 | | 5.17 | 2.35 |
| | | | mm | 179.32 | 187.20 | | | | | | | | |
| AB4-150 | 1.50" | 40 | in | 9.59 | 9.91 | 7.44 | 5.66 | 2.83 | 3.91 | 1.17 | 11.0 to 70.0 GPM | 8.63 | 3.91 |
| | | | mm | 249.60 | 251.70 | | | | | | | | |
| AB4-200 | 2.00" | 50 | in | 9.59 | 10.35 | 7.44 | 5.66 | 2.83 | 3.92 | 1.50 | | 8.65 | 3.92 |
| | | | mm | 249.60 | 262.89 | | | | | | | | |

* Please reference the tailpiece data sheet #Bulletin-MB-TP for other sizes and connections.
Dimensions not for construction purposes unless certified by factory.



Optional features and accessories available for this Macon product are an extra charge, and not included in the standard model price.
www.maconbalancing.com



Tunstall Corporation
118 Exchange Street · Chicopee, MA 01013
Phone (413) 594-8695 · Fax (413) 598-8109
Section: Components Bulletin-MB-AB-0915.02

Selection Chart - Model AB - 0.50" to 2.00"

STANDARD COMPONENTS

| | | |
|---|-----------|--|
|  | PT | Pressure/Temperature test port with brass body, dual durometer EPDM core, threaded brass cap with O-ring seal and neoprene retainer strap. Accepts standard 1/8" (4mm) gauge adapter or thermometer stem. Rated to 500 PSI (3450 kPa) and 275°F (135°C) |
|  | MS | Memory stop with position indicator, zinc coated steel. |

Please reference data sheet #Bulletin-MB-Accessories for optional accessories.

AUTOMATIC

Model AB Automatic Balancing Valve 0.50" - 2.00"

| Flow GPM | 2-32 PSID | | | | Flow GPM | 2-32 PSID | |
|-------------|-------------------|--------------------------|-------------------|------------|-------------|-------------------|------------|
| | AB1e- | AB2e- | AB3- | AB4- | | AB3- | AB4- |
| | 050 075 100 | 050 075 100 125 | 100 125 150 | 150 200 | | 100 125 150 | 150 200 |
| 0.35 | x | x | | | 16.00 | x | x |
| 0.50 | x | x | | | 17.00 | x | x |
| 0.66 | x | x | | | 18.00 | x | x |
| 0.75 | x | x | | | 19.00 | x | x |
| 0.88 | x | x | | | 20.00 | x | x |
| 1.00 | x | x | | | 21.00 | x | x |
| 1.10 | x | x | | | 22.00 | | x |
| 1.30 | x | x | | | 24.00 | | x |
| 1.50 | x | x | | | 26.00 | | x |
| 1.75 | x | x | | | 28.00 | | x |
| 2.00 | x | x | | | 30.00 | | x |
| 2.20 | x | x | | | 32.00 | | x |
| 2.50 | x | x | | | 34.00 | | x |
| 2.65 | x | x | | | 36.00 | | x |
| 3.00 | x | x | | | 38.00 | | x |
| 3.50 | x | x | | | 40.00 | | x |
| 4.00 | x | x | | | 42.00 | | x |
| 4.50 | x | x | | | 44.00 | | x |
| 5.00 | x | x | x | | 45.00 | | x |
| 6.00 | | x | x | | 48.00 | | x |
| 7.00 | | x | x | | 50.00 | | x |
| 8.00 | | x | x | | 52.00 | | x |
| 9.00 | | x | x | | 5 - 60 PSID | | |
| 10.00 | | x | x | | 54.00 | | x |
| 11.00 | | | x | x | 56.00 | | x |
| 12.00 | | | x | x | 58.00 | | x |
| 13.00 | | | x | x | 60.00 | | x |
| 14.00 | | | x | x | 62.00 | | x |
| 15.00 | | | x | x | 64.00 | | x |
| 16.00* | | | x | x | 66.00 | | x |
| | | | | | 68.00 | | x |
| | | | | | 70.00 | | x |

* AB3 and AB4 Flow GPM continues at top of last two columns.
NOTE: Lower flows can be used w/adaptor in larger sizes.

Optional features and accessories available for this Macon product are an extra charge, and not included in the standard model price.
www.maconbalancing.com

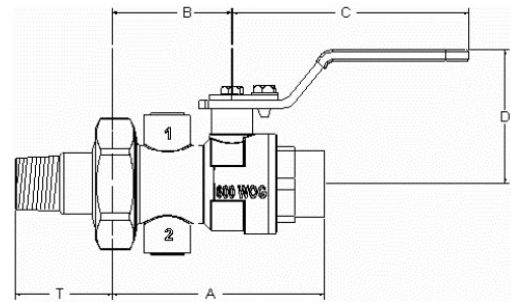


Tunstall Corporation
118 Exchange Street · Chicopee, MA 01013
Phone (413) 594-8695 · Fax (413) 598-8109
Section: Components Bulletin-MB-AB-0915.02

Model BB Union End Ball Valve offers shutoff and throttling. The position indicating Memory Stop provides quick and easy flow setting with a single screw adjustment. The ball valve has a chrome plated ball, Teflon seats, a blow-out proof stem with double EPDM O-ring seals and dual plugged accessory ports. The union has an EPDM O-ring seal and tailpiece available in MNPT, FNPT, SWT and Press End connections.



| SPECIFICATIONS | |
|----------------------|--|
| Pressure Ratings: | 600 PSI (4140 kPa) |
| Temperature Ratings: | 250°F (121°C) |
| Body Material: | Forged Brass |
| End Connections: | Brass - Fixed End: SWT, FNPT & Press End Union End: SWT, FNPT, MNPT & Press End |
| Seals: | EPDM |
| Ball: | Chrome Plated Brass, full port, 100% positive shut-off. <i>Optional 316 Stainless Steel.</i> |
| Stem: | Brass. <i>Optional 316 Stainless Steel.</i> |
| Handle: | Full size Zinc Plated lever with Vinyl Grip |
| Memory Stop: | Zinc Plated Steel with position indicator |
| Available Options: | "PTV" combination PT & Air Vent, hose end "DV" Drain Valve & Port Extensions |



| NOMINAL DIMENSIONS & WEIGHTS | | | | | | | | | | | |
|------------------------------|---------|----|------|-------|-------|------|-------|------|--------|------|------|
| MODEL | SIZE | | A | | B | C | D | *T | WEIGHT | | |
| | in | mm | FNPT | SWT | | | | | lbs | kg | |
| BB1E-050 | 0.50" | 15 | in | 3.72 | 4.08 | 2.03 | 3.66 | 1.61 | 1.50 | 1.15 | 0.52 |
| | | | mm | 94.5 | 103.6 | 51.6 | 93.0 | 40.9 | 38.10 | | |
| BB1E-075 | 0.75" R | 20 | in | 3.84 | 4.37 | 2.03 | 3.66 | 1.61 | 1.50 | 1.19 | 0.54 |
| | | | mm | 97.5 | 111.0 | 51.6 | 93.0 | 40.9 | 38.10 | | |
| BB2E-075 | 0.75" | 20 | in | 3.92 | 4.49 | 2.03 | 3.66 | 2.08 | 1.56 | 1.54 | 0.61 |
| | | | mm | 99.6 | 114.0 | 51.6 | 93.0 | 52.8 | 39.70 | | |
| BB2E-100 | 1.00" | 25 | in | 4.13 | 4.53 | 2.03 | 3.66 | 2.08 | 1.75 | 1.70 | 0.77 |
| | | | mm | 105.0 | 115.1 | 51.6 | 93.0 | 52.8 | 44.5 | | |
| BB3-125 | 1.25" | 32 | in | 5.42 | 6.41 | 2.37 | 5.03 | 2.26 | 1.80 | 3.97 | 1.80 |
| | | | mm | 137.7 | 162.8 | 60.3 | 127.8 | 57.4 | 45.72 | | |
| BB3-150 | 1.50" | 40 | in | 5.42 | 6.67 | 2.52 | 5.65 | 2.26 | 1.80 | 4.12 | 1.87 |
| | | | mm | 137.7 | 169.3 | 64.0 | 143.6 | 57.4 | 45.72 | | |
| BB4-200 | 2.00" R | 50 | in | 5.03 | 5.82 | 2.90 | 5.66 | 2.83 | 1.98 | 5.68 | 2.58 |
| | | | mm | 127.8 | 148.8 | 73.7 | 143.8 | 71.9 | 50.17 | | |

SHUT OFF VALVES

* Please reference the tailpiece data sheet #Bulletin-MB-TP for other sizes and connections.
Dimensions not for construction purposes unless certified by factory.

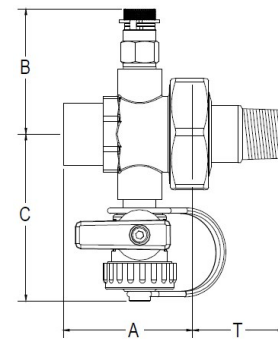
| STANDARD COMPONENTS | | |
|--|-----------|---|
| | MS | Memory stop with position indicator, zinc coated steel. |
| Please reference data sheet #Bulletin-MB-Accessories for optional accessories. | | |

Optional features and accessories available for this Macon product are an extra charge, and not included in the standard model price.
www.maconbalancing.com



Tunstall Corporation
118 Exchange Street · Chicopee, MA 01013
Phone (413) 594-8695 · Fax (413) 598-8109
Section: Components
Bulletin-MB-BB-0915.02

Model US Union offers numerous end connections pressure/temperature measurement and drain. The union has an EPDM O-ring seal and tailpiece available in MNPT, FNPT, SWT and Press End connections. Standard features include Pressure/Temperature Port and Hose End Drain Valve.





| SPECIFICATIONS | |
|----------------------|--|
| Pressure Ratings: | 600 PSI (4140 kPa) |
| Temperature Ratings: | 250°F (121°C) |
| Body Material: | Forged Brass |
| End Connections: | Brass - Fixed End: SWT, FNPT & Press End Union End: SWT, FNPT, MNPT & Press End |
| Seals: | EPDM |
| Available Options: | "PTV" combination PT & Air Vent and Port Extensions |

| NOMINAL DIMENSIONS & WEIGHTS | | | | | | | | | | | |
|------------------------------|---------|-----|------|-------|-------|-------|-------|------------|--------|------|------|
| MODEL | SIZE | | A | | | B | C | *T MNPT | WEIGHT | | |
| | in | mm | FNPT | MNPT | SWT | | | | lbs | kg | |
| US-038 | 0.375" | 10 | in | N/A | N/A | 1.86 | 2.52 | 1.83 | 0.75 | 0.94 | 0.43 |
| | | | mm | N/A | N/A | 47.29 | 64.00 | 46.48 | 19.05 | | |
| US-050 | 0.50" | 15 | in | 1.90 | 2.25 | 1.88 | 2.52 | 1.83 | 1.50 | 1.04 | 0.49 |
| | | | mm | 48.26 | 57.23 | 47.75 | 64.00 | 46.48 | 38.10 | | |
| US-075 | 0.75" R | 20R | in | 1.98 | 2.19 | 2.12 | 2.75 | 2.07 | 1.55 | 0.97 | 0.44 |
| | | | mm | 50.29 | 55.65 | 53.85 | 69.85 | 52.56 | 39.37 | | |
| US-100 | 1.00" | 25 | in | 2.15 | N/A | 2.28 | 2.75 | 2.07 | 1.75 | 1.39 | 0.69 |
| | | | mm | 54.61 | N/A | 57.91 | 69.85 | 52.56 | 44.45 | | |
| US-125 | 1.25" | 32 | in | 2.39 | N/A | 2.56 | 3.11 | 2.45 | 1.80 | 2.48 | 1.18 |
| | | | mm | 60.71 | N/A | 65.02 | 78.99 | 62.23 | 45.72 | | |
| US-150 | 1.50" | 40 | in | 2.39 | N/A | 2.69 | 3.11 | 2.48 | 1.80 | 2.79 | 1.33 |
| | | | mm | 60.71 | N/A | 68.32 | 78.99 | 60.96 | 45.72 | | |
| US-200 | 2.00" | 50 | in | 2.49 | N/A | 3.03 | 3.43 | 2.75 | 1.98 | 3.77 | 1.82 |
| | | | mm | 63.25 | N/A | 76.96 | 87.12 | 69.85 | 50.29 | | |

* Please reference the tailpiece data sheet #Bulletin-MB-TP for other sizes and connections.

Dimensions not for construction purposes unless certified by factory.

STANDARD COMPONENTS

| | | |
|---|-----------|---|
|  | PT | Pressure/Temperature test port with brass body, dual durometer EPDM core, threaded brass cap with O-ring seal and neoprene retainer strap. Accepts standard 1/8" (4mm) gauge adapter or thermometer stem. Rated to 500 PSI (3450 kPa) and 275°F (135°C) |
|  | DV | Drain valve with forged brass body, chrome plated ball, Teflon seats, double EPDM O-ring stem seals, aluminum handle, 3/4" hose connection with cap and plastic retainer strap. Rated to 600 PSI (4140 kPa) WOG and 250°F (121°C) |

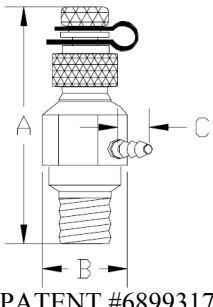
Please reference data sheet #Bulletin-MB-Accessories for optional accessories.

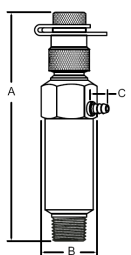
Optional features and accessories available for this Macon product are an extra charge, and not included in the standard model price.

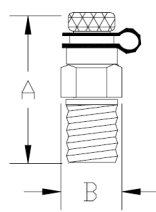
www.maconbalancing.com

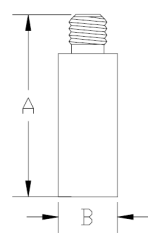


Tunstall Corporation
118 Exchange Street · Chicopee, MA 01013
Phone (413) 594-8695 · Fax (413) 598-8109
Section: Components Bulletin-MB-US-0915.02

| PTV - PRESSURE / TEMPERATURE VENT | | | | | | | | | |
|--|--|----------|------|------|------|------|-------------|--------|------|
|  <p>PATENT #6899317</p> | Combination manual air vent and pressure/temperature test port with brass body, dual durometer EPDM core, blowout-proof stem, side discharge vent with 1/8" (4mm) hose barb, threaded brass cap with O-ring seal and neoprene retainer strap. Accepts standard 1/8" (4mm) gauge adapter or thermometer stem. Rated to 250 PSI (1725 kPa) and 250°F (120°C). | | | | | | | | |
| | MODEL | NPT CONN | | A | B | C | WRENCH SIZE | WEIGHT | |
| | | | | | | | | lbs | kg |
| | PTV-025 | 1/4" | in | 1.50 | 0.84 | 0.32 | 3/4" | 0.154 | 0.07 |
| | | mm | 40 | 21 | 9 | | | | |
| PTV-050 | 1/2" | in | 1.50 | 0.98 | 0.32 | 3/4" | 0.225 | 0.10 | |
| | | mm | 0.98 | 25 | 9 | | | | |

| EPTV - EXTENDED PRESSURE / TEMPERATURE VENT | | | | | | | | | |
|---|---|----------|----|------|------|------|-------------|--------|------|
|  | Extended combination manual air vent and pressure/temperature test port with brass body, dual durometer EPDM core, blowout-proof stem, side discharge vent with 1/8" (4mm) hose barb, threaded brass cap with O-ring seal and neoprene retainer strap. Accepts standard 1/8" (4mm) gauge adapter or thermometer stem. Rated to 250 PSI (1725 kPa) and 250°F (120°C). | | | | | | | | |
| | MODEL | NPT CONN | | A | B | C | WRENCH SIZE | WEIGHT | |
| | | | | | | | | lbs | kg |
| | EPTV-025 | 1/4" | in | 3.60 | 0.87 | 0.31 | 3/4" | 0.28 | 0.12 |
| mm | | | 91 | 21 | 8 | | | | |

| PT - PRESSURE / TEMPERATURE PORT | | | | | | | | |
|---|--|----------|------|------|------|-------------|--------|------|
|  | Pressure/Temperature test port with brass body, dual durometer EPDM core, brass cap with O-ring seal and neoprene retainer strap. Accepts standard 1/8" (4mm) gauge adapter or thermometer stem. Rated to 500 PSI (3450 kPa) and 275°F (135°C). | | | | | | | |
| | MODEL | NPT CONN | | A | B | WRENCH SIZE | WEIGHT | |
| | | | | | | | lbs | kg |
| | PT-025 | 1/4" | in | 1.36 | 0.65 | 9/16" | 0.06 | 0.03 |
| mm | | | 34 | 16 | | | | |
| PT-050 | 1/2" | in | 1.36 | 1.01 | 7/8" | 0.18 | 0.08 | |
| | | mm | 34 | 25 | | | | |

| PTE - PTV / PT EXTENDER | | | | | | |
|---|---|------|------|------|--------|------|
|  | Single and Dual Extender for PTV and PT models, used on insulated piping systems or where extended length is desired. The PTE is installed above the PTV or PT core with an O-ring seal. The PTE can be installed in the field without removing the PTV or PT from the piping system. Brass body with EPDM O-ring seal. Rated to 500 PSI (3450 kPa) and 250 ° F (120 ° C). | | | | | |
| | MODEL | | A | B | WEIGHT | |
| | | | | | lbs | kg |
| | PTE-025 One | in | 1.59 | 0.54 | 0.90 | 0.04 |
| mm | | 41 | 14 | | | |
| PTE-025 Two | in | 1.59 | 0.54 | 0.90 | 0.04 | |
| | mm | 41 | 14 | | | |

Optional features and accessories available for this Macon product are an extra charge, and not included in the standard model price.

www.maconbalancing.com



Tunstall Corporation
 118 Exchange Street · Chicopee, MA 01013
 Phone (413) 594-8695 · Fax (413) 598-8109
 Section: *Components* Bulletin-MB-Accessories-0915

ACCESSORIES